



LINE DATA

/SPIRIT

DE Information Leinendaten

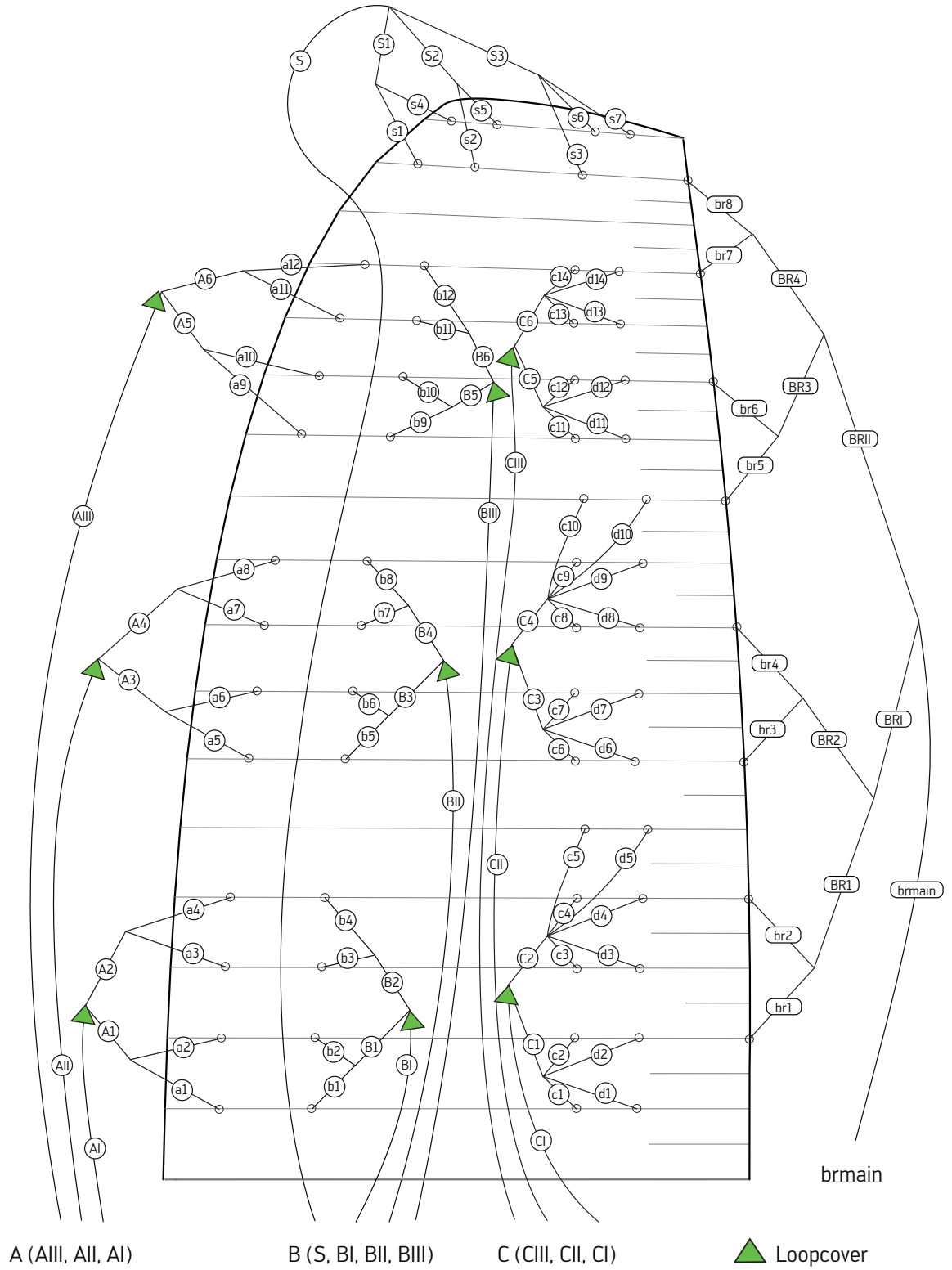
Grundsätzlich wird für Gleitschirmchecks und Leinenvermessungen empfohlen, ein von skywalk zertifiziertes Checkcenter aufzusuchen. Nur dann kann garantiert werden, dass die Überprüfung nach Herstellervorgaben erfolgt.

Da das Klima, die Belastung sowie die Handhabung einen erheblichen Einfluss auf die Alterung des Gleitschirms haben, dienen die bereitgestellten Daten als Hilfestellung, ersetzen aber keineswegs einen fachkundigen Check. Des Weiteren ist es äußerst schwierig, ohne Vorkenntnisse eine verlässliche und reproduzierbare Gleitschirmvermessung durchzuführen.

EN Information line data

For paraglider inspections and line measurements, it is recommended to visit a check center certified by skywalk. This is the only way to guarantee that the inspection is carried out according to the manufacturer's specifications.

Because the climate, the load, and the handling have considerable influence on the aging of the paraglider, the data provided serves as an aid, but in no way replaces an expert inspection. Furthermore, it is extremely difficult to perform a reliable and reproducible paraglider measurement without prior experience.

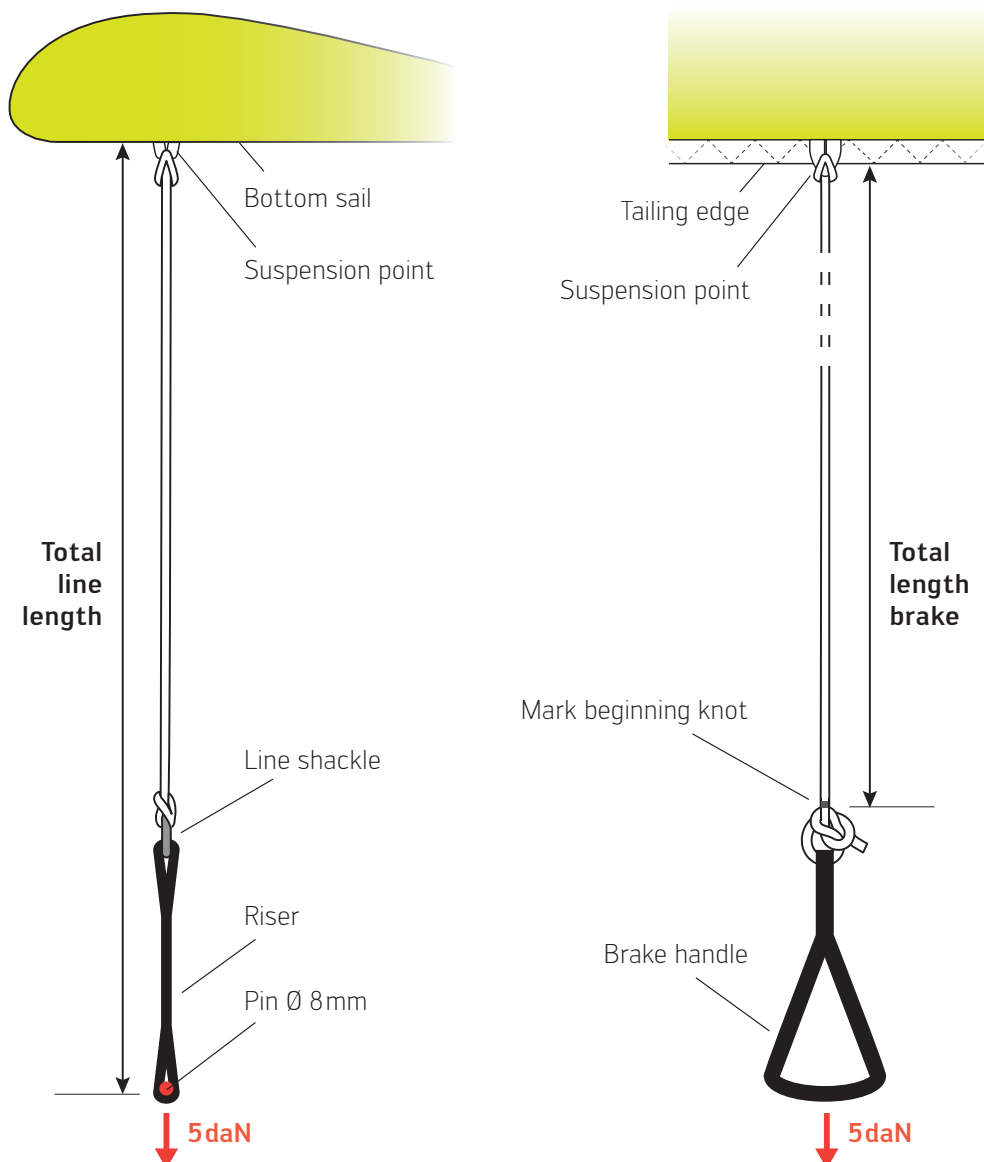


DE Anweisung Leinenvermessung Gesamtleinenlänge

- Die Vermessung der Gesamtleinenlängen erfolgt inklusive Tragegurte und bis zum Untersegel.
- Leinen werden grundsätzlich unter einer Last von 5daN gemessen.
- Bei Motortragegurten erfolgt die Messung ohne betätigten Trimmer bzw. bei vollständig geschlossenem Trimmer, sprich alle Leinenschlösser befinden sich auf selber Höhe.
- Der Bolzendurchmesser für die Vermessung beträgt 8mm.
- Die Bremsleine wird vom Knoten am Bremsgriff bis zum Untersegel (inkl. Raffsystem) gemessen.

EN Instructions for line measurement total line length

- The measurement of the total line lengths is done including risers and up to the lower sail.
- Lines should always measured under a load of 5daN.
- In the case of risers for powered paragliders, the measurement is carried out without the trimmer activated or with the trimmer fully closed, i.e. all line shackles are at the same height.
- The pin diameter for the measurement is 8mm.
- The brake line is measured from the knot at the brake handle to the lower sail (incl. gathering system).



Size 75+

A	Nom
a1	5256
a2	5218
a3	5208
a4	5215
a5	5205
a6	5191
a7	5193
a8	5217
a9	5194
a10	5157
a11	5123
a12	5101

B	Nom
b1	5198
b2	5158
b3	5148
b4	5154
b5	5149
b6	5137
b7	5142
b8	5166
b9	5124
b10	5091
b11	5058
b12	5039

C	Nom
c1	5301
c2	5256
c3	5259
c4	5237
c5	5299
c6	5263
c7	5235
c8	5250
c9	5241
c10	5300
c11	5200
c12	5152
c13	5117
c14	5092

D	Nom
d1	5384
d2	5342
d3	5344
d4	5322
d5	5375
d6	5341
d7	5312
d8	5325
d9	5311
d10	5359
d11	5259
d12	5209
d13	5168
d14	5140

S	Nom
s1	4914
s2	4888
s3	4945
s4	4781
s5	4769
s6	4819
s7	4862

BRAKE	Nom
br1	5323
br2	5204
br3	5145
br4	5148
br5	5111
br6	5011
br7	4923
br8	4773

Size 85+

A	Nom
a1	5631
a2	5592
a3	5583
a4	5592
a5	5584
a6	5570
a7	5573
a8	5599
a9	5575
a10	5536
a11	5500
a12	5476

B	Nom
b1	5570
b2	5529
b3	5520
b4	5528
b5	5525
b6	5513
b7	5519
b8	5545
b9	5503
b10	5468
b11	5433
b12	5412

C	Nom
c1	5680
c2	5634
c3	5638
c4	5616
c5	5684
c6	5646
c7	5617
c8	5634
c9	5625
c10	5688
c11	5583
c12	5532
c13	5495
c14	5468

D	Nom
d1	5769
d2	5726
d3	5729
d4	5706
d5	5765
d6	5730
d7	5699
d8	5714
d9	5700
d10	5752
d11	5646
d12	5593
d13	5549
d14	5519

S	Nom
s1	5277
s2	5248
s3	5309
s4	5134
s5	5121
s6	5174
s7	5220

BRAKE	Nom
br1	5730
br2	5604
br3	5544
br4	5548
br5	5512
br6	5406
br7	5314
br8	5154

Size 105+

A	Nom
a1	5980
a2	5940
a3	5932
a4	5943
a5	5937
a6	5923
a7	5928
a8	5956
a9	5929
a10	5888
a11	5850
a12	5826

B	Nom
b1	5915
b2	5873
b3	5866
b4	5876
b5	5875
b6	5863
b7	5870
b8	5899
b9	5855
b10	5818
b11	5781
b12	5760

C	Nom
c1	6032
c2	5983
c3	5990
c4	5968
c5	6041
c6	6003
c7	5973
c8	5990
c9	5981
c10	6049
c11	5941
c12	5887
c13	5847
c14	5819

D	Nom
d1	6126
d2	6082
d3	6086
d4	6063
d5	6127
d6	6092
d7	6060
d8	6076
d9	6061
d10	6117
d11	6008
d12	5951
d13	5905
d14	5873

S	Nom
s1	5613
s2	5583
s3	5648
s4	5461
s5	5448
s6	5505
s7	5554

BRAKE	Nom
br1	6110
br2	5977
br3	5915
br4	5921
br5	5884
br6	5772
br7	5675
br8	5506

Size 120

A	Nom
a1	6262
a2	6220
a3	6213
a4	6225
a5	6220
a6	6206
a7	6211
a8	6241
a9	6214
a10	6171
a11	6131
a12	6105

B	Nom
b1	6193
b2	6150
b3	6142
b4	6154
b5	6154
b6	6143
b7	6151
b8	6182
b9	6138
b10	6099
b11	6061
b12	6039

C	Nom
c1	6314
c2	6265
c3	6272
c4	6249
c5	6327
c6	6287
c7	6256
c8	6276
c9	6267
c10	6338
c11	6226
c12	6170
c13	6129
c14	6099

D	Nom
d1	6398
d2	6352
d3	6357
d4	6335
d5	6402
d6	6365
d7	6332
d8	6350
d9	6335
d10	6394
d11	6281
d12	6223
d13	6174
d14	6141

S	Nom
s1	5883
s2	5851
s3	5918
s4	5725
s5	5709
s6	5768
s7	5819

BRAKE	Nom
br1	6410
br2	6273
br3	6210
br4	6217
br5	6178
br6	6062
br7	5962
br8	5785

DE Anweisung Leinenvermessung Einzelleine

- Leinen werden grundsätzlich unter einer Last von 5daN gemessen.
- Der Bolzendurchmesser für die Einzelleinenmessung beträgt 4mm.

Leinentausch

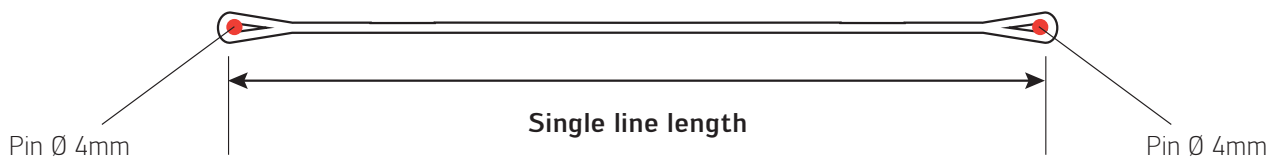
Da sich die Leinenlängen durch Alterung und äußere Einflüsse verändern können, empfehlen wir nach einem Leinentausch, den Gleitschirm zu vermessen.

EN Instructions for line measurement singleline length

- Lines should always measured under a load of 5daN.
- The pin diameter for the single line measurement is 4mm.

Line replacement

Since the line lengths can change due to aging and external influences, we recommend to measure the paraglider after a line replacement.



Pos	75+	85+	105+	120	Material	Colour	Comment
a1	860	921	978	1024	DC60	white	double spliced both sides
a2	822	882	938	982	DC60	white	double spliced both sides
a3	823	881	935	978	DC60	white	double spliced both sides
a4	830	890	946	990	DC60	white	double spliced both sides
a5	790	846	898	940	DC60	white	double spliced both sides
a6	776	832	884	926	DC60	white	double spliced both sides
a7	719	770	818	855	DC60	white	double spliced both sides
a8	743	796	846	885	DC60	white	double spliced both sides
a9	656	703	746	781	DC60	white	double spliced both sides
a10	619	664	705	738	DC60	white	double spliced both sides
a11	580	622	660	691	DC60	white	double spliced both sides
a12	558	598	636	665	DC60	white	double spliced both sides
A1	1224	1310	1390	1453	Edelrid 8000U-90	natural	double spliced both sides
A2	1213	1302	1385	1450	Edelrid 8000U-90	natural	double spliced both sides
A3	1170	1253	1330	1391	Edelrid 8000U-90	natural	double spliced both sides
A4	1229	1318	1401	1467	Edelrid 8000U-90	natural	double spliced both sides
A5	951	1019	1082	1132	Edelrid 8000U-70	natural	double spliced both sides
A6	956	1025	1089	1139	Edelrid 8000U-70	natural	double spliced both sides
AI	2673	2901	3113	3282	PPSLS180	red	Loop Cover top side
AII	2746	2986	3210	3386	PPSLS180	red	Loop Cover top side
AIII	3088	3354	3602	3798	PPSLS125	red	Loop Cover top side
b1	776	832	883	924	DC60	white	double spliced both sides
b2	736	791	841	881	DC60	white	double spliced both sides
b3	741	793	842	880	DC60	white	double spliced both sides
b4	747	801	852	892	DC60	white	double spliced both sides
b5	780	836	888	928	DC60	white	double spliced both sides
b6	768	824	876	917	DC60	white	double spliced both sides
b7	713	764	811	848	DC60	white	double spliced both sides
b8	737	790	840	879	DC60	white	double spliced both sides
b9	587	629	668	699	DC60	white	double spliced both sides
b10	554	594	631	660	DC60	white	double spliced both sides
b11	567	608	645	675	DC60	white	double spliced both sides
b12	548	587	624	653	DC60	white	double spliced both sides
B1	1285	1375	1459	1526	Edelrid 8000U-90	natural	double spliced both sides
B2	1270	1364	1451	1519	Edelrid 8000U-90	natural	double spliced both sides
B3	1159	1241	1318	1378	Edelrid 8000U-90	natural	double spliced both sides
B4	1219	1307	1390	1455	Edelrid 8000U-90	natural	double spliced both sides
B5	989	1060	1126	1178	Edelrid 8000U-70	natural	double spliced both sides
B6	943	1011	1075	1125	Edelrid 8000U-70	natural	double spliced both sides
BI	2638	2864	3074	3240	PPSLS180	yellow	Loop Cover top side
BII	2711	2949	3170	3345	PPSLS180	yellow	Loop Cover top side
BIII	3049	3315	3562	3758	PPSLS125	yellow	Loop Cover top side

Pos	75+	85+	105+	120	Material	Colour	Comment
c1	864	925	983	1028	DC60	white	double spliced both sides
c2	819	879	934	979	DC60	white	double spliced both sides
c3	815	872	925	967	DC60	white	double spliced both sides
c4	793	850	903	944	DC60	white	double spliced both sides
c5	855	918	976	1022	DC60	white	double spliced both sides
c6	798	855	908	950	DC60	white	double spliced both sides
c7	770	826	878	919	DC60	white	double spliced both sides
c8	705	755	801	838	DC60	white	double spliced both sides
c9	696	746	792	829	DC60	white	double spliced both sides
c10	755	809	860	900	DC60	white	double spliced both sides
c11	658	705	749	783	DC60	white	double spliced both sides
c12	610	654	695	727	DC60	white	double spliced both sides
c13	580	622	660	691	DC60	white	double spliced both sides
c14	555	595	632	661	DC60	white	double spliced both sides
C1	1238	1325	1405	1469	Edelrid 8000U-90	natural	double spliced both sides
C2	1245	1336	1421	1488	Edelrid 8000U-90	natural	double spliced both sides
C3	1164	1246	1323	1383	Edelrid 8000U-90	natural	double spliced both sides
C4	1244	1334	1417	1484	Edelrid 8000U-90	natural	double spliced both sides
C5	871	933	991	1037	Edelrid 8000U-70	natural	double spliced both sides
C6	866	928	986	1032	Edelrid 8000U-70	natural	double spliced both sides
CI	2700	2931	3145	3315	PPSLS180	blue	Loop Cover top side
CII	2802	3046	3273	3452	PPSLS180	blue	Loop Cover top side
CIII	3172	3446	3702	3904	PPSLS125	blue	Loop Cover top side
d1	947	1014	1077	1112	DC60	white	double spliced both sides
d2	905	971	1033	1066	DC60	white	double spliced both sides
d3	900	963	1021	1052	DC60	white	double spliced both sides
d4	878	940	998	1030	DC60	white	double spliced both sides
d5	931	999	1062	1097	DC60	white	double spliced both sides
d6	876	939	997	1028	DC60	white	double spliced both sides
d7	847	908	965	995	DC60	white	double spliced both sides
d8	780	835	887	912	DC60	white	double spliced both sides
d9	766	821	872	897	DC60	white	double spliced both sides
d10	814	873	928	956	DC60	white	double spliced both sides
d11	717	768	816	838	DC60	white	double spliced both sides
d12	667	715	759	780	DC60	white	double spliced both sides
d13	631	676	718	736	DC60	white	double spliced both sides
d14	603	646	686	703	DC60	white	double spliced both sides

Pos	75+	85+	105+	120	Material	Colour	Comment
s1	515	552	586	613	DC60	white	double spliced both sides
s2	485	519	551	577	DC60	white	double spliced both sides
s3	498	533	566	592	DC60	white	double spliced both sides
s4	382	409	434	455	DC60	white	double spliced both sides
s5	366	392	416	435	DC60	white	double spliced both sides
s6	372	398	423	442	DC60	white	double spliced both sides
s7	415	444	472	493	DC60	white	double spliced both sides
S1	1142	1224	1300	1361	DC60	white	double spliced both sides
S2	1146	1228	1305	1365	DC60	white	double spliced both sides
S3	1190	1275	1355	1417	DC60	white	double spliced both sides
SI	2753	2997	3223	3402	PPSL5125	orange	
br1	1208	1294	1375	1438	DC60	white	double spliced both sides
br2	1089	1168	1242	1301	DC60	white	double spliced both sides
br3	1081	1158	1229	1286	DC60	white	double spliced both sides
br4	1084	1162	1235	1293	DC60	white	double spliced both sides
br5	959	1028	1092	1142	DC60	white	double spliced both sides
br6	859	922	980	1026	DC60	white	double spliced both sides
br7	707	758	805	843	DC60	white	double spliced both sides
br8	557	598	636	666	DC60	white	double spliced both sides
BR1	1605	1718	1823	1906	Edelrid 80001-70	orange	double spliced both sides
BR2	1554	1668	1774	1858	Edelrid 8001U-70	orange	double spliced both sides
BR3	1356	1452	1542	1613	Edelrid 8001U-70	orange	double spliced both sides
BR4	1420	1524	1620	1696	Edelrid 8001U-70	orange	double spliced both sides
BRI	1236	1321	1401	1464	Edelrid 8001U-90	orange	double spliced both sides
BRII	1522	1635	1739	1821	Edelrid 8001U-90	orange	double spliced both sides
BRmain	1236	1359	1473	1564	DFLP 200/32	orange	please add 15cm more after the marking